

Classtique Upholstery

30350 Akerson St
Lindstrom, MN 55045

(651) 484-9022
1-800-208-9032

Web Site: www.ClasstiqueUpholstery.com
E-Mail: Mike@ClasstiqueUpholstery.com

1928-31 Ford Coupe Interior Upholstery and Top Kits

Classtique Upholstery kits are made from a collection of original patterns taken from cars restored by us since 1960. Our kits have been sold internationally to many professional installers and they have also helped us perfect our patterns to ensure ease of installation. We use high quality materials and high standards to restore your vehicle to near original specifications. Please **return the information sheet** at the end of this packet with your order or have all details available when ordering by phone.

Coupe Upholstery Kits Include: Pre-sewn and padded cushion and backrest covers, lower and upper panels made from automotive panel board and covered with fabric, door panels made from heavy waterproof automotive panel board with pocket detail as original, windlace, headliner vinyl cowl panels, burlap and cotton for recovering the spring, and installation hardware. **1928-29 Coupes: Advise if you want plain or pleated covers**

Hardware Packages Include: Door panel clips, hog rings and pliers, tacks, panel brads with lift needle, cowl panel screws and washers, and instructions.

Fabrics

1928-29: Blue or Brown Hairline, or Brown Check Cloth with matching panel cloth and headlining.

1930-31 Standard Coupe: Brown or Grey Check Cloth with matching panel cloth and headlining.

1930-31 Deluxe Coupe: Brown Deluxe Mohair or wool Bedford Cord/Broadcloth combinations.

Add \$60.00 to interior prices for wool Broadcloth Headliner

Interior kit Prices

Early 28 Panel Style #1.....	\$2,780.00
1928-29.....	\$2,325.00
1930-31 Standard Material.....	\$2,395.00
1930-31 Deluxe (add \$300.00 for Brown Bedford Cord).....	\$3,050.00

Classique Upholstery

30350 Akerson St
Lindstrom, MN 55045

(651) 484-9022
1-800-208-9032

Web Site: www.ClassiqueUpholstery.com
E-Mail: Mike@ClassiqueUpholstery.com

Rumble Seat Covers and Panels

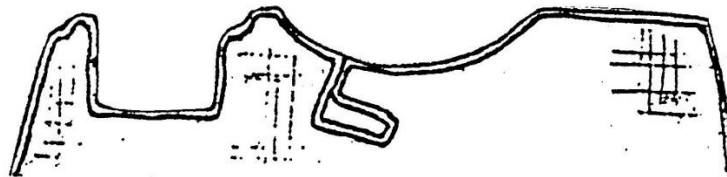
Rumble panel set includes screws and washers for installation. Rumble cover sets are sewn, padded, and ready to install onto the spring with extra padding and burlap for redoing the springs. Hardware includes: hog rings and pliers, tacks, and welt cord trim to finish the backside of the backrest.

1928-31 Panel Set.....	\$390.00
1928-29 Plain Covers – no channels.....	\$480.00
1930-31 Standard Covers – 4” or 4 ½” channels.....	\$680.00
1930-31 Deluxe Covers – 2 ½” or 3” channels.....	\$720.00
Labor Charge to install Rumble Covers.....	\$480.00

Carpet

Our floor carpet is the wool square weave pattern as original. All sides are bias bound, includes a sewn on pyramid rubber heel pad, correct cutout detailing with a 6 piece fastener set. **1928-29 Advise of brake stick locations**

Our carpets are made with this original cut out design



1928-31 Front Carpet.....	\$350.00
1928-31 Rumble Carpet.....	\$250.00
1930-31 Rumble Toe Kick.....	\$160.00

Outside Top Kits

Top kits include: top material, lining, padding, welt trim, tacks, and instructions. **Chicken wire not included**

1928-31 Coupe.....	\$210.00
1928-29 Special Coupe (Sewn Rear Curtain).....	\$550.00
1928-29 Sun Visor Covering Kit (Cobra Grain Material with screws and washers).....	\$150.00

Classique Upholstery

30350 Akerson St
Lindstrom, MN 55045

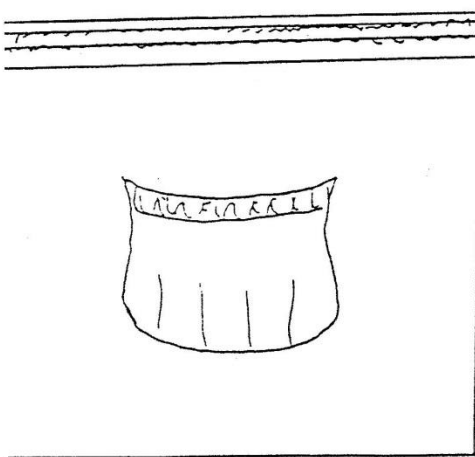
(651) 484-9022
1-800-208-9032

Web Site: www.ClassiqueUpholstery.com
E-Mail: Mike@ClassiqueUpholstery.com

1928-29 Coupe Door Panel

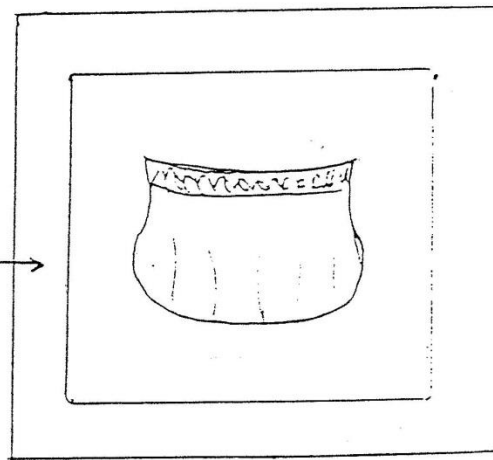
Please let us know if you have an early 28 when ordering

Early Style #1 -1928



Order early 1928 upholstery kit
Tudor fabric- blue hairline
Coupe fabric - Brown hairline
Grey with white stripe also available

Late Style #2 - 1928-31



Order late 1928-31 kit:
fabric choice - brown or grey
plain panel cloth

Classique Upholstery

30350 Akerson St
Lindstrom, MN 55045

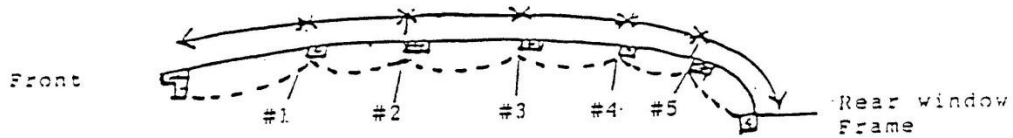
(651) 484-9022
1-800-208-9032

Web Site: www.ClassiqueUpholstery.com
E-Mail: Mike@ClassiqueUpholstery.com

Need to know about your 28-31 Coupe

Please complete and return

1928 To 1931 Ford Coupe Information Sheet

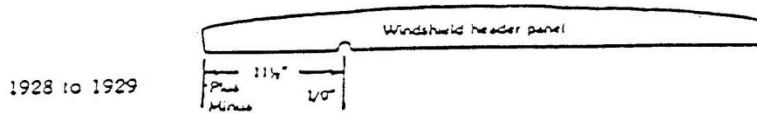


To Measure for the bow spacings - Start at front windshield and measure to the front (face side) of the first bow - Bow #1 face side to #2 bow face side etc. to rear wood frame above the rear window.

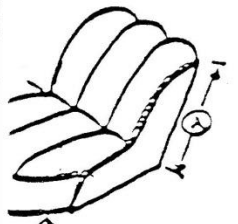
IF USED ADVISE LOCATION OF DOME LIGHT ON DIAGRAM

Use individual measurements for each bow measurement.

1928 to 1929 Need to know the measurement header panel notch for the windshield wiper - see below diagram.

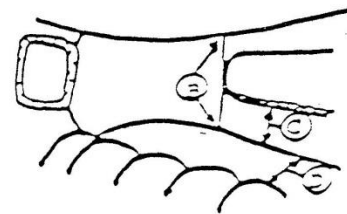


1930-1931 Coupe variations have been found in the upper panel and carriage frame sizes - Please advise and check your car for the best questions.



is the bottom of carriage frame wood or Steel

- A. Height of Seat Carriage side Arm - 24" - 25" - 26"
- B. Height of rear Quarter Panel at rear window - 18" or 20"
- C. Height of panel below rear window - 6" - 7 1/2"
- D. Width of Package Tray at center - 5"-5 1/2"- 6"
- E. Roll-Down Rear Window
Yes _____ or No _____
- F. Indented Firewall on the passenger side
Yes _____ or No _____



Also need to know Shelf Depth for the 1928's & 29's
8 3/4" or 10"

Are side window frames installed before or after panels?