

**Classtique Upholstery**

30350 Akerson St  
Lindstrom, MN 55045

(651) 484-9022  
1-800-208-9032

Web Site: [www.ClasstiqueUpholstery.com](http://www.ClasstiqueUpholstery.com)  
E-Mail: [Mike@ClasstiqueUpholstery.com](mailto:Mike@ClasstiqueUpholstery.com)

**1928-31 Ford Model A Fordor 3 Window & C Sedan**

Classtique Upholstery kits are made from a collection of original patterns taken from cars restored by us since 1960. Our kits have been sold internationally to many professional installers and they have also helped us perfect our patterns to ensure ease of installation. We use high quality materials and high standards to restore your vehicle to near original specifications. Please **return the information sheet** at the end of this packet with your order or have all details available when ordering by phone.

Interior Upholstery Kit Specifications

The open car interior kit includes: pre-sewn and padded seat cushion and backrest covers, all panels are covered and ready to install, waterproof automotive panel board on the door panels with pockets and details for year of car, headliner, windlace, installation hardware, and instructions.

**Hardware Parts include:** door panel clips, hog rings and pliers, tacks, wire brads with needle, screws and washers, and extra cotton padding to re-pad the spring units.

Interior kit Prices

1929-31 Standard Murray or Briggs 2 or 3 Window.....	\$3,900.00
1929-31 Deluxe Sedan Murray or Briggs.....	\$4,600.00
1929-31 Deluxe Sedan Murray or Briggs – Brown Bedford Cord.....	\$4,925.00
1930-31 Deluxe Slant Window – Mohair or Tan Bedford Cord.....	\$4,700.00
1930-31 Deluxe Slant Window – Brown Bedford Cord.....	\$5,025.00

Outside Top Kits

Top kits include: top material, pad, lining, wire on welt trim, tacks, and instructions.

1928-31 Steel Back (Cobra Grain).....	\$250.00
---------------------------------------	----------

Optional Trim and 1931 Slant Window Sedan Extras

Pocket (passenger side cowl panel).....	\$140.00
Pouch Pocket on Backside of front carriage frame.....	\$500.00
1928-31 Sun Visors (with brackets).....	\$650.00
1928-31 Sun Visors (without brackets).....	\$400.00

**Classique Upholstery**

30350 Akerson St  
Lindstrom, MN 55045

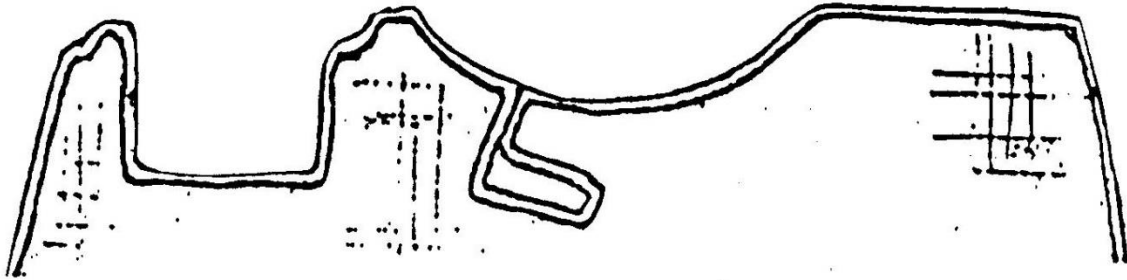
(651) 484-9022  
1-800-208-9032

Web Site: [www.ClassiqueUpholstery.com](http://www.ClassiqueUpholstery.com)  
E-Mail: [Mike@ClassiqueUpholstery.com](mailto:Mike@ClassiqueUpholstery.com)

Carpet

Carpet is 100% wool square weave carpet and it includes pyramid rubber heel pad and snap fasteners.

***Our carpets are made with this original cut out design***

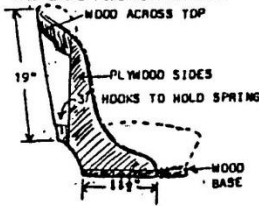


*\*1928-29 Advise of brake stick location\**

1928-31 Front & Rear Carpet.....	\$650.00
1928-31 Rear Carpet.....	\$320.00

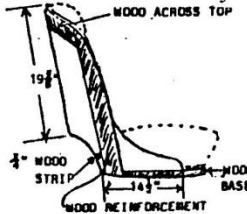
The following drawings are to help identify the different types of front seat assemblies used in the 4 Door Sedans. The appropriate set springs for each is listed to the right.

#2 Movable Assembly



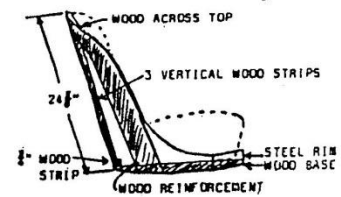
USES  
S-500  
S-501

#3 Movable Assembly



USES  
S-516  
S-517

#4 Movable Assembly



USES  
S- 516  
S- 517

**Classtique Upholstery**

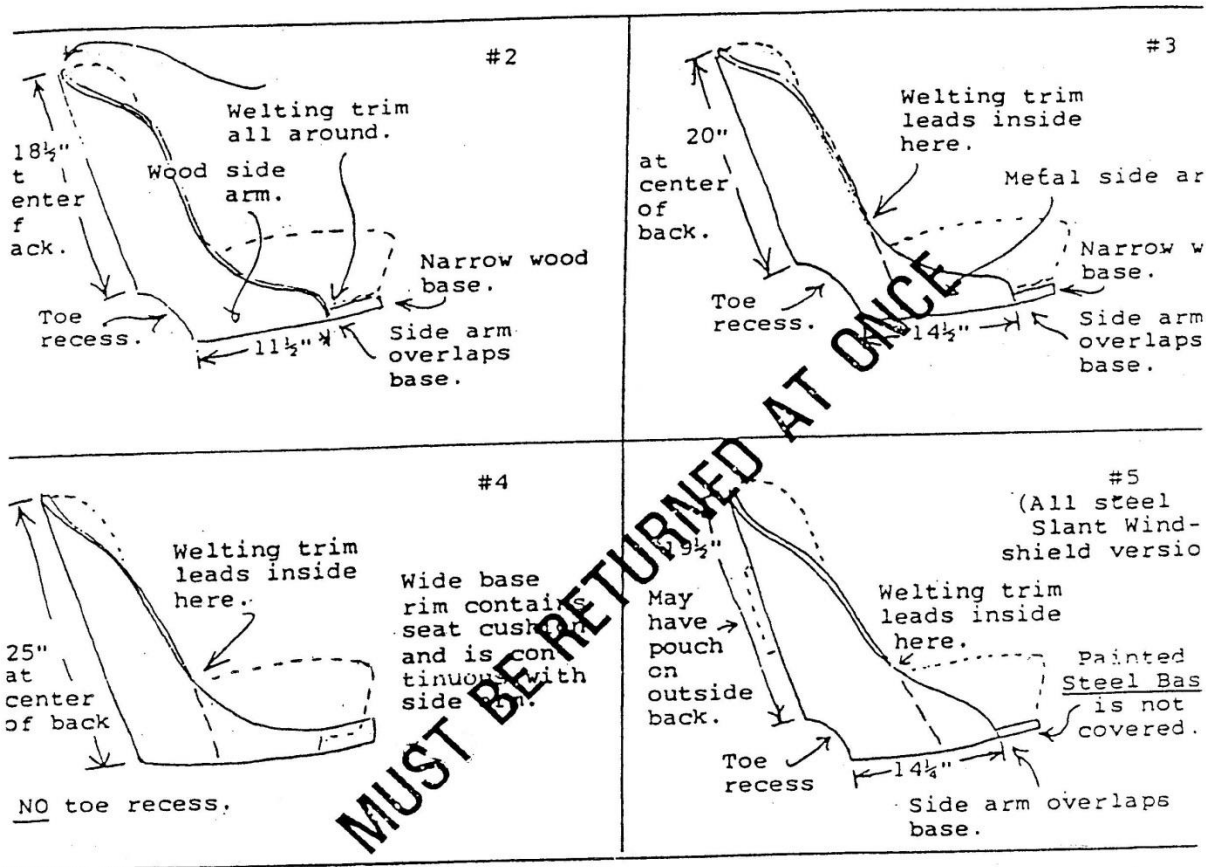
30350 Akerson St  
Lindstrom, MN 55045

(651) 484-9022  
1-800-208-9032

Web Site: [www.ClasstiqueUpholstery.com](http://www.ClasstiqueUpholstery.com)  
E-Mail: [Mike@ClasstiqueUpholstery.com](mailto:Mike@ClasstiqueUpholstery.com)

**Seat Carriage Identification Sheet**

For Model A Fordor and Town Sedans (Excepting 28-29 Leatherbacks).



The diagrams above illustrated the several seat carriage units found in the 4 door sedans. Our experience indicated that the style found in any particular model does not necessarily follow the specs on the car. It is necessary to check with you to be sure we supply the correct carriage trim for your sedan.

Numbers 2 -3 are similar, but may be told apart by the features noted:

- #2 has wood side arms to provide tacking for welting trim.
- #3 has metal side arms with tacking for welting provided inside as indicated by dashed lines.
- #4 is the only one without the toe recess in back and has wide base rim, which holds the seat cushion in place by pins.
- #5 is the late 31' Slant Windshield version and is the only one with an all-metal base frame.

Please, let us know if your is # 2, 3, 4, or 5. If measurements differ from those shown, please indicate on the diagram. Thank you for your help.

## Classique Upholstery

30350 Akerson St  
Lindstrom, MN 55045

(651) 484-9022  
1-800-208-9032

Web Site: [www.ClassiqueUpholstery.com](http://www.ClassiqueUpholstery.com)  
E-Mail: [Mike@ClassiqueUpholstery.com](mailto:Mike@ClassiqueUpholstery.com)

### 1928-31 Model A for Fordor

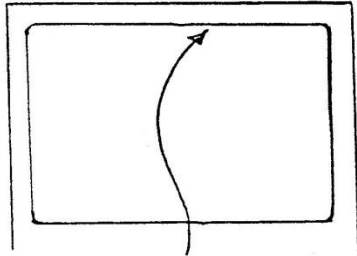
The first model a fordor offered by ford was the 60 series body style and was made by the Briggs Coach Company in 1928-29, which can be recognized by the blind quarter panel. The front hinge pillar is made of wood and has a rail running from side to side under the dash.

The 60-A and the 60-B Sedan top material covers the top down to the belt rail below the rear window. The A or B designates the color of the sedan top. The 60-C is often confuse with the Briggs Built 170.

The 170 Series, Briggs built body was also a steel back blind quarter panel coming out in 1929. It can be distinguished from the 60-C by its steel Front hinge pillar.

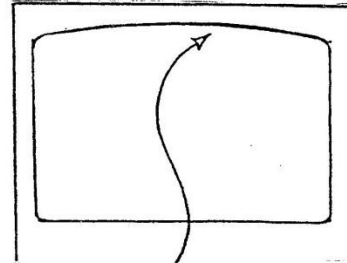
In 1929, besides the 170 series, ford introduced the 155 and 165 Fordor. Briggs and Murray Coach Companies made both. The Fordor had quarter panel windows on both sides, just behind the rear doors. The wood in the 155 and 165 Murray was the same but differs a great deal from the 155 and 165 Briggs. You can tell the difference between Briggs and Murray by the windows in the doors.

The Briggs:



The top of the Briggs door window is flat.

The Murray:



The top of the Murray door window is arched.

In 1931 Briggs and Murray made the Steel bodied 160 series; however, there is wood in the top and some tacking wood in the interior body panels. The "160" series can be recognized by its slanting windshield a characteristic of some 31-body styles.

**Classique Upholstery**

30350 Akerson St  
Lindstrom, MN 55045

(651) 484-9022  
1-800-208-9032



Web Site: [www.ClassiqueUpholstery.com](http://www.ClassiqueUpholstery.com)  
E-Mail: [Mike@ClassiqueUpholstery.com](mailto:Mike@ClassiqueUpholstery.com)

**Model A Ford FORDOR and TOWN SEDAN questionnaire and measurement check sheet.**

Name \_\_\_\_\_ Date \_\_\_\_\_ Order Number \_\_\_\_\_

These 4-door sedans were produced in so many variations that it is necessary to check on certain features to insure positive identification. Please fill return as soon as convenient so we can proceed with your order. Thank you for your trouble.

Year and Body Style of car:	1929	1930	1931
<input type="checkbox"/> 3-window Town sedan (Deluxe).		<input type="checkbox"/> 3-window Fordor (Standard).	
<input type="checkbox"/> 2-window Deluxe Fordor.		<input type="checkbox"/> 2-window Standard Fordor.	
<input type="checkbox"/> Briggs body.	<input type="checkbox"/> Murray body.	<input type="checkbox"/> Slant Windowshield.	

Are inside door handles lift type?   Or turn type? 

Does rear seat have side arm rest? \_\_\_\_\_ Center folding arm rest? \_\_\_\_\_

**1929-1931 HEADLINER INFORMATION SHEET  
RETURN WITH ORDER.**

Variations are so often found in the spacing of roof bows that it is worth while to check each car before the headlining is made. Please fill in the measurements from your car as indicated on the sketch below. Measuring may be done through the cloth with sufficient accuracy, down the center of the headlining. The overall measurement gives us a second check. As we add extra material for tacking at each end it is not necessary for you to take this into consideration.

The diagram is a general one, covering several models, and may not correspond exactly to yours. Please feel free to cross out extra spaces ... or add more ... as needed.


HEADLINER IS NOT ATTACHED TO ALL BOWS

A \_\_\_\_\_ B \_\_\_\_\_ C \_\_\_\_\_ D \_\_\_\_\_ E \_\_\_\_\_ F \_\_\_\_\_ G \_\_\_\_\_ H \_\_\_\_\_

Over all \_\_\_\_\_ additional measurements (l \_\_\_\_\_)  
NOTE Slant windshield model will have one

MARK LOCATION OF BOW OR BOWS WHICH DOME LIGHT IS MOUNTED TO.

Third bow, on Slant Windshield models, is steel.



**PLEASE TAKE INDIVIDUAL MEASUREMENT FOR EACH BOW**

To Measure Start at (A) Windshield to Front (Face) Side of (B) - (B) to Front Side Of (C) Continue to Measure All Bows to the Cars Rear Window Upper Wood Frame.